



# Eyebrow Hair Remover



## USE AND CARE GUIDE

(For model:CPS1-7013)

**PLEASE RETAIN THIS USE & CARE GUIDE FOR FUTURE REFERENCE**

**WARNING/IMPORTANT**


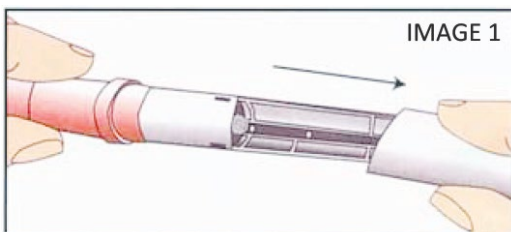
1. Read the use and care guide thoroughly before using the appliance.
2. Use the appliance only for purposes described in this use and care guide.
3. For hygienic reasons, the appliance should not be shared with others.
4. If signs of damage are visible, do not use appliance and notify email support at [customerservice@xtremecables.com](mailto:customerservice@xtremecables.com).
5. Do not use if skin is red, irritated, inflamed, infected or blistered.
6. This appliance is for external use only.
7. This appliance is for household use only.
8. Do not place or store the appliance in direct sunlight. Store only in a cool, dry place.
9. Keep the appliance out of reach of children.
10. Use caution when using appliance near eyes.
11. This appliance is not intended for use on eyelashes.

**BATTERY CARE**

This appliance is designed for use with 1 (one) AAA battery (not included). If the appliance motor slows down in operation or becomes less efficient, replace the battery.

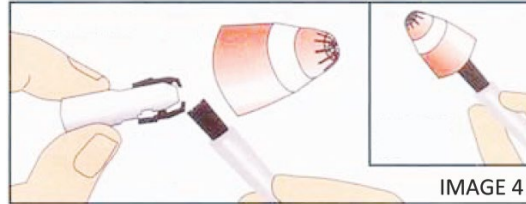
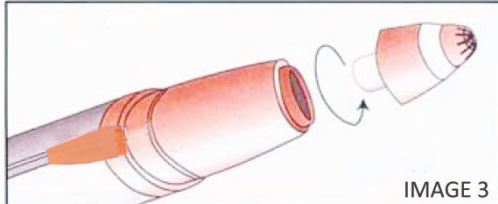
**To insert the battery:**

1. Make sure the appliance is in the OFF position.
2. Take off the cap, press both sides of the body and take out the battery casing. (IMAGE 1)
3. Install 1 (one) AAA battery. (IMAGE 2)
4. Place the battery casing back into the body.



## REMOVING THE BLADE

1. Turn off the eyebrow hair remover, twist the head counterclockwise and pull away from the body. (IMAGE 3)
2. Gently brush away hair residue on blade and cutting surface. (IMAGE 4)
3. Turn the head clockwise to re-attach into the body securely.



## HOW TO USE THE APPLIANCE

1. Turn appliance on by pushing the ON/OFF switch upward.
2. Place the head gently against the hair to be removed.
3. Use on clean, dry skin. Pull skin tight and move in small, circular motions.

Note: It is normal for hair removal head to become warm with use.

## CARE AND MAINTENANCE

1. Please make sure the appliance is turned off before performing any maintenance.
2. Remove the hair from the appliance by wiping it with a dry cloth.
3. Do not clean with alcohol or anything flammable.

## ENVIRONMENTAL PROTECTION

The battery used with this appliance is equipped with contained substances which may result in environmental pollution.

Do not dispose of the appliance with household waste. Please properly dispose at your local recycling center.

