

Barbasol[®]

LED BEARD TRIMMER



USE AND CARE GUIDE

(For model:CBH1-4005-SIG)

Manufactured under exclusive license of Perio Inc.© Barbasol

PLEASE RETAIN THIS USE & GUIDE FOR FUTURE REFERENCE

WARNING/IMPORTANT

1. Read the use and care guide thoroughly before using the appliance.
2. Use the appliance only for purposes described in this use and care guide.
3. For hygienic reasons, the appliance should not be shared with others.
4. If signs of damage are visible, do not use the appliance and notify email support at support@barbasolelectric.com.
5. Do not use it if skin is red, irritated, inflamed, infected or blistered.
6. This appliance is for household use only.
7. Do not place or store the appliance in direct sunlight. Store only in a cool, dry place.
8. Keep the appliance out of reach of children.
9. Do not use in a bathtub, shower or sink, and never submerge in water.
10. Do not operate this appliance if it has been damaged.

BATTERY CARE

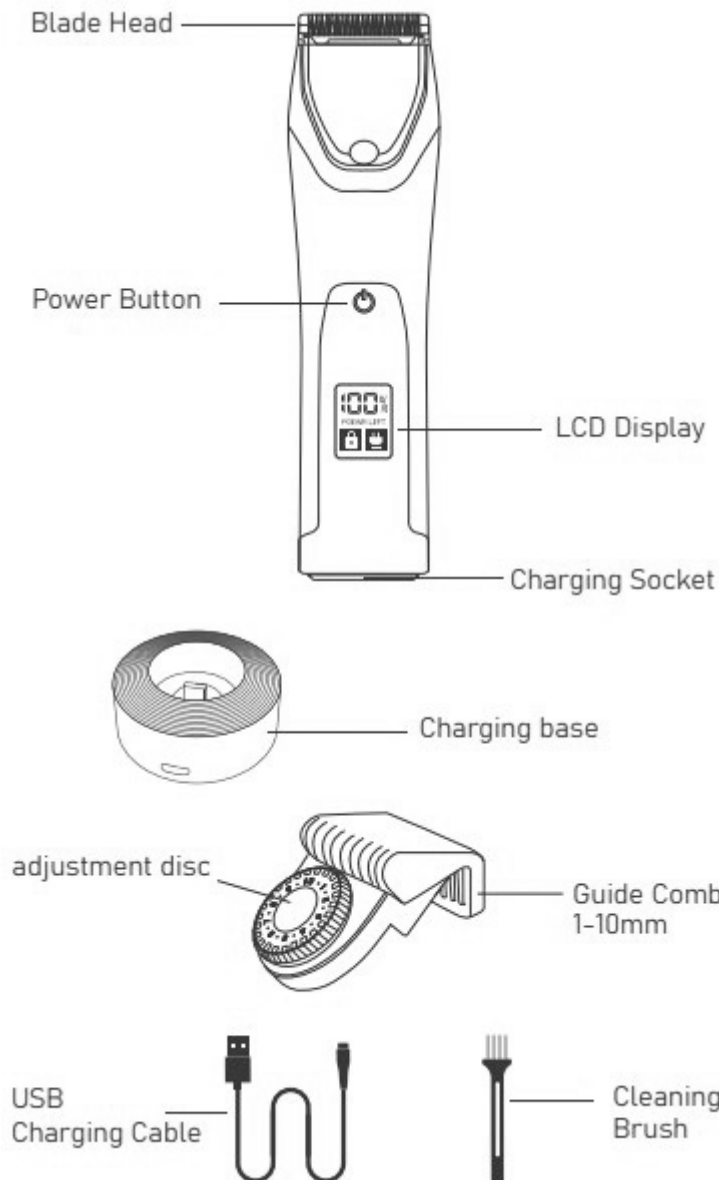
For the purposes of recharging the battery, only use the detachable supply unit provided with this appliance.

- The appliance is only to be used with the power supply unit provided with the appliance.
- This appliance contains batteries that are non-replaceable.
- The battery must be removed from the appliance before it is scrapped
- The appliance must be disconnected from the supply mains when removing the battery
- The battery is to be disposed of safely.
- Only remove the rechargeable battery when you are intending to discard the appliance and you have the rechargeable battery removed by a professional.

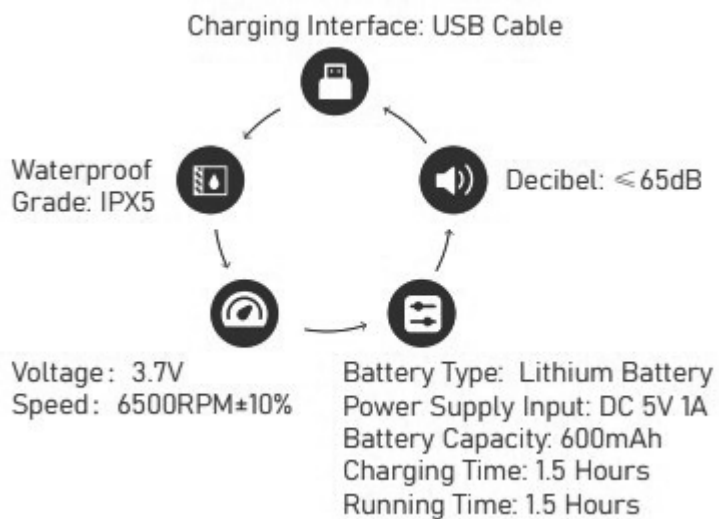
Always use the specified adaptor by the factory.



SPECIFICATIONS



BASIC PARAMETERS

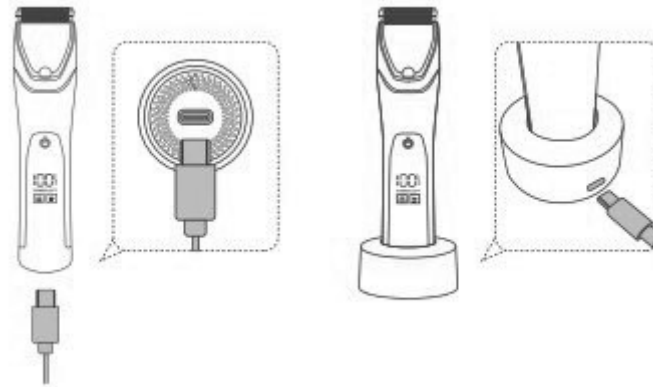


PRODUCT DESCRIPTION

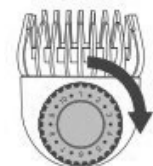
- Special blade design can cut rough or dense hair without pulling, scratching or cutting the skin. The compact trimming blade can safely shear hair in sensitive areas.
- Large-torque ultra silent low vibration motor.
- Motor adopts strong magnetic tile, and the silver palladium electric brush features a large torque force, stable operation and low noise so that shaving becomes smooth and easy.
- Front-end illuminating lamp lights upon startup so that hairs can be seen easier.

HOW TO USE

1. Fully charge the trimmer before using it for the first time or after not using it for a long period of time. (When charging, please use a power adapter with an input voltage no higher than 5V 1A) This trimmer can be charged directly from the socket at the bottom of the product or placed on a charging base.



2. To power on and off press the switch down to start it and the display will light up, press it again to turn off the trimmer. Travel lock: Press 3-5 seconds to lock the machine. Long press the switch for 3 seconds or connect to the power supply to unlock the machine.
3. Display function introduction:
 - When working: The digital display shows the remaining electricity.
 - When low power: The charging symbol flashes. The trimmer will be shut down when the number shows 001.
 - When charging: The charging symbol is always on and the numbers flash from top to bottom. When fully charged, it shows 100 and the number stops flashing. Meanwhile the number and charging symbol remain on.
4. Adjustable guide comb: The guide comb can be adjusted to the desired length from 1-10mm according to the need of hair trimming, resulting in different trimming lengths.



5. Guide comb installation: First align the top of the guide comb with the cutter head and fasten the position, and then forcefully buckle the bottom of the guide comb into the bottom of the cutter head. When disassembling, carefully pull out the guide comb.



6. Cleaning: It is not necessary to clean the cutter head frequently. It just needs a brush to clean the excess hair for daily care. You can simply rinse it without removing the cutter head separately. Wipe the outside of the trimmer with a soft cloth after rinsing under water. (Please do not immerse it in the water.)
Note: Please switch off machine first before cleaning or replacing blade.

Technical Parameters:

Dimensions: 147.4 x 37.8 x 31.2mm

Power Source: DC 5V 1A

Charging time: 90 minutes

Working time: 90 minutes

Battery Type: Lithium battery

Battery Capacity: 600mAh

ENVIRONMENTAL PROTECTION

The battery within this appliance is equipped with contained substances which may result in environmental pollution.

Do not dispose of the appliance with household waste. Please recycle at a local recycling center for proper disposal.



2-Year Limited Warranty

Questions: call toll-free Barbasol Customer Service (844) 777-9601

Email Support: support@barbasolelectric.com

This appliance is covered under warranty for a period of 2 years from the purchase date. Improper use or failure to follow this use and care guide will void the warranty.

